

## SOFT

**COD. S007146101**

**Lavabo incasso 71**

**Recessed basin 71**

71x46x h 16,8 cm

### Disponibilità colori



**cod. 01**  
**Bianco Lucido**  
White Gloss



**cod. 51**  
**Bianco Opaco**  
White Matt



**cod. 52**  
**Nero Opaco**  
Black Matt




**cod. 56**  
**Grigio Perla**  
Pearl Grey



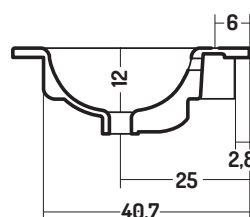
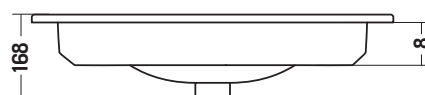
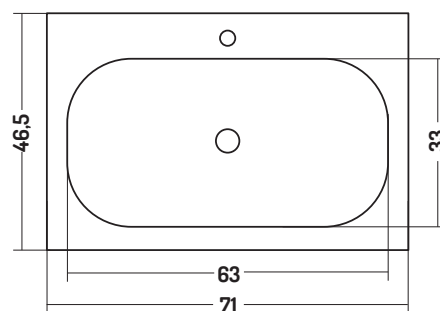
**cod. 53**  
**Grigio Bromo**  
Grey Bromine



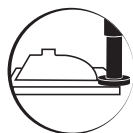
**cod. 54**  
**Tortora**  
Turtle-Dove



**cod. 55**  
**Castoro**  
Beaver




### Caratteristiche



**Lavabo**  
**Rettificato**  
Grind Basin



**Smalto**  
**Antibatterico**  
Antibacterial  
Glaze



**Spessore**  
Thickness

#### DISEGNO CERAMICA SRL

Via del Bocciodromo snc  
01035 Gallese Scalo (VT) ITALY

Tel. +39.0761.496725  
Fax +39.0761.496726

disegnoc@disegnoceramica.com

#### Ufficio Commerciale ITALIA

giacinta@disegnoceramica.com  
annamosi@disegnoceramica.com

#### Ufficio Export

novella@disegnoceramica.com  
natalie@disegnoceramica.com

#### Ufficio Tecnico

ufficiotecnico@disegnoceramica.com

\*Lo spessore può variare in seguito a rettifica  
\*After the grind process the thickness could be lower than 18mm